



# Operation EarthWatch

## January 2010: ENERGY CONSERVATION!

K - 3<sup>rd</sup> grades: Choose at least 3 activities

4<sup>th</sup> - 5<sup>th</sup> grades: Choose at least 3 activities, plus one "Choose Your Own".

Please return this sheet to your homeroom teacher or to the school office by **January 29, 2010**.

Attach another sheet, if necessary, when completing form. Sheets are also available online at [www.operationearthwatch.org](http://www.operationearthwatch.org).

Your Name: \_\_\_\_\_

School: \_\_\_\_\_

Email (optional): \_\_\_\_\_

Grade: \_\_\_\_ Teacher's Name: \_\_\_\_\_

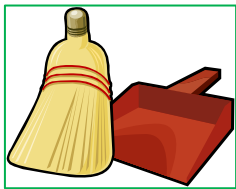
Parent Signature: \_\_\_\_\_

### Carpool When You Can!



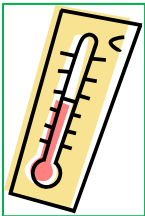
Especially if your family has a van or SUV, you can help save energy by offering your friends a ride when you are both going in the same direction to the same place. This month, think of places that your family will be driving. At least twice, find someone else who is also going to the same place, and ask them to drive with you. Where did you go?

### Clean Sweep!



If you have any rooms without carpeting, sweep them once a week in order to save the energy you would use with a vacuum cleaner. Which room(s) did you sweep?

### Turn Down the Heat!



Heating our homes takes a lot of energy. If you are leaving the house for two hours or more, turn the thermostat down to 58 degrees before you leave. You can save as much as 3% on your heating bill for every degree you lower the thermostat. Keep track of how many times and hours you saved energy by turning down the heat. What were your totals? Number of times = \_\_\_\_ Total number of hours = \_\_\_\_

## Turn Off the Lights!




One of the best ways to save energy is to remember to turn off the lights when you leave a room. This month, decorate a light switch cover to remind everyone in your house to turn off the lights. In what room did you put your light switch cover? How did you decorate your cover?

## Learn and Play!

Learn more about saving energy by playing a game on the Energy Efficiency and Renewable Energy site for kids, sponsored by the US Department of Energy. With a parent's permission, go to <http://www.eere.energy.gov/kids/games.html> and click on "funergy". Play "Lolly vs the Energy Monkeys". Remember, to save energy, turn your computer off when you are finished playing! What did you learn?

## Activities and Events: Take a Winter Nature Walk in a Local Park!



Ask your parent to take you to a local park for a winter nature walk. Ideas for parks in Falls Church City: Cherry Hill Park, Crossman Park, West End Park. Ideas in Arlington: Potomac Overlook Regional Park, Upton Hill Regional Park, Lubber Run Park. While you're on the walk, you can even draw pictures of what you see on your winter walk. What did you see on your walk? What did you draw?

## Choose Your Own!



Choose your own activity related to the theme of **Energy Conservation**. Describe it below or on another sheet of paper and complete the activity.

### Operation EarthWatch Coordinators

**Mt Daniel:** Susan Matchett - [sematchett@gmail.com](mailto:sematchett@gmail.com)

**Thomas Jefferson:** Stephanie Johnson - [sjohnson@fallschurchva.gov](mailto:sjohnson@fallschurchva.gov)

**St. James:** Laurel Ruland - [lruland@cox.net](mailto:lruland@cox.net)

*Thanks for volunteering for Operation EarthWatch!*

*Operation EarthWatch is sponsored by the City of Falls Church and the Falls Church Environmental Services Council.*

Students who complete all six activity sheets (October thru March) receive a T-shirt and are eligible to march with other EarthWatchers in the Memorial Day parade!

The City of Falls Church is committed to the letter and spirit of the Americans with Disabilities Act. To request a reasonable accommodation for any type of disability call 703-248-5176, (TTY 711).

